

```

FREQUENCIES VARIABLES=USIA JENISKELAMIN SEKOLAHASAL TingkatKesulitan Ekspektasi
Jadwal Pindah Cemas
  /STATISTICS=MEAN MEDIAN MODE
  /PIECHART PERCENT
  /ORDER=ANALYSIS.

```

Frequencies

Notes	
Output Created	25-FEB-2023 21:30:55
Comments	
Input	Active Dataset DataSet1 Filter <none> Weight <none> Split File <none> N of Rows in Working Data 997 File
Missing Value Handling	Definition of Missing User-defined missing values are treated as missing. Cases Used Statistics are based on all cases with valid data.
Syntax	FREQUENCIES VARIABLES=USIA JENISKELAMIN SEKOLAHASAL TingkatKesulitan Ekspektasi Jadwal Pindah Cemas /STATISTICS=MEAN MEDIAN MODE /PIECHART PERCENT /ORDER=ANALYSIS.
Resources	Processor Time 00:00:01.66 Elapsed Time 00:00:01.76

[DataSet1]

Statistics

		Usia Responden	Jenis Kelamin Responden	Sekolah Asal	Tingkat Kesulitan Materi dan Praktik	Kesesuaian Ekspektasi
N	Valid	33	33	33	33	33
	Missing	964	964	964	964	964
Mean		2.1818	1.0606	1.4848	1.485	1.2727
Median		2.0000	1.0000	1.0000	1.000	1.0000
Mode		2.00	1.00	1.00	1.0	1.00

Statistics

		Kepadatan Jadwal Kuliah	Keinginan Pindah	Perasaan Cemas dan Berat
N	Valid	33	33	33
	Missing	964	964	964
Mean		2.2424	1.7879	1.2424
Median		2.0000	2.0000	1.0000
Mode		2.00	2.00	1.00

Frequency Table

Usia Responden

		Frequency	Percent	Valid Percent	Cumulative Percent
Valid	17 tahun	4	.4	12.1	12.1
	18 tahun	19	1.9	57.6	69.7
	19 tahun	10	1.0	30.3	100.0
	Total	33	3.3	100.0	
Missing	System	964	96.7		
Total		997	100.0		

Jenis Kelamin Responden

	Frequency	Percent	Valid Percent	Cumulative Percent
--	-----------	---------	---------------	--------------------

	Perempuan	31	3.1	93.9	93.9
Valid	Laki-laki	2	.2	6.1	100.0
	Total	33	3.3	100.0	
Missing	System	964	96.7		
Total		997	100.0		

Sekolah Asal

		Frequency	Percent	Valid Percent	Cumulative Percent
	SMA	17	1.7	51.5	51.5
Valid	SMK Kesehatan	16	1.6	48.5	100.0
	Total	33	3.3	100.0	
Missing	System	964	96.7		
Total		997	100.0		

Tingkat Kesulitan Materi dan Praktik

		Frequency	Percent	Valid Percent	Cumulative Percent
	Sedang	18	1.8	54.5	54.5
Valid	Berat	14	1.4	42.4	97.0
	Sangat berat	1	.1	3.0	100.0
	Total	33	3.3	100.0	
Missing	System	964	96.7		
Total		997	100.0		

Kesesuaian Ekspektasi

		Frequency	Percent	Valid Percent	Cumulative Percent
	Sesuai ekspektasi	24	2.4	72.7	72.7
Valid	Tidak sesuai ekspektasi	9	.9	27.3	100.0
	Total	33	3.3	100.0	
Missing	System	964	96.7		
Total		997	100.0		

Kepadatan Jadwal Kuliah

		Frequency	Percent	Valid Percent	Cumulative Percent
Valid	Biasa saja	2	.2	6.1	6.1
	Padat	21	2.1	63.6	69.7
	Sangat padat	10	1.0	30.3	100.0
	Total	33	3.3	100.0	
Missing	System	964	96.7		
Total		997	100.0		

Keinginan Pindah

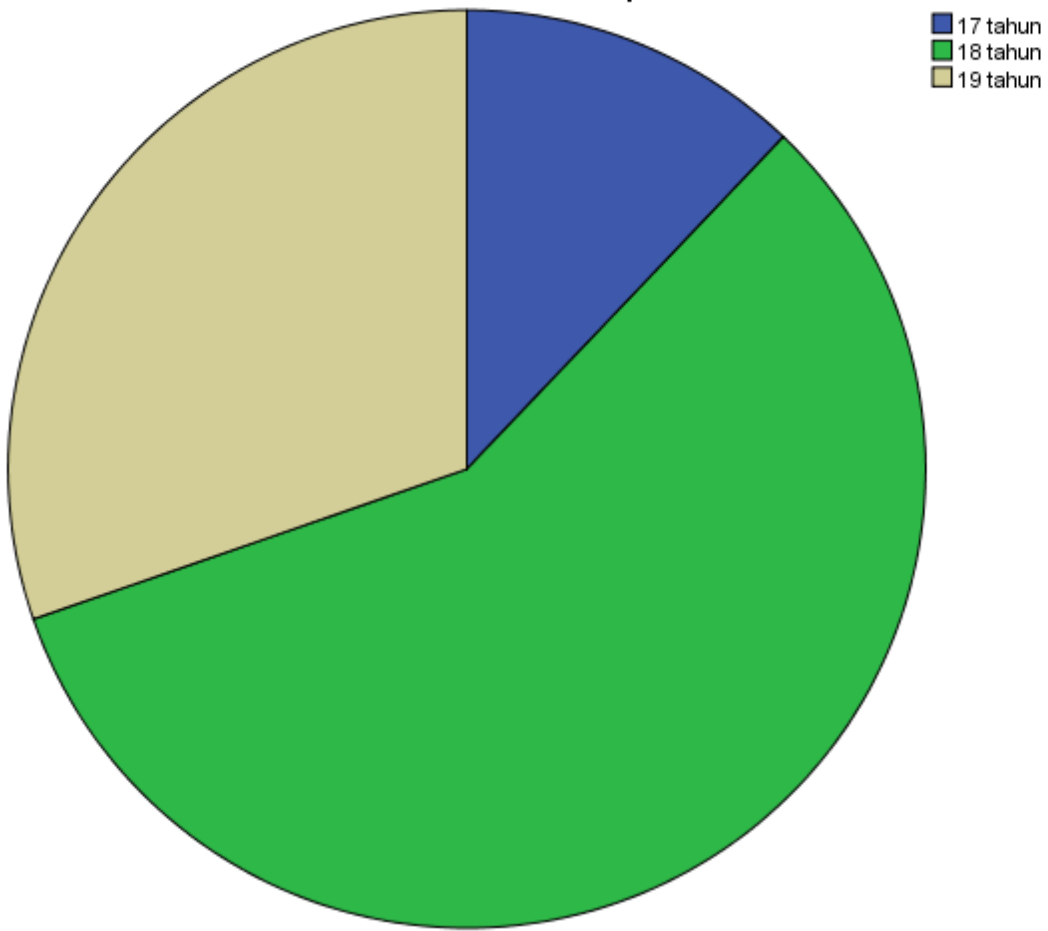
		Frequency	Percent	Valid Percent	Cumulative Percent
Valid	Ya	7	.7	21.2	21.2
	Tidak	26	2.6	78.8	100.0
	Total	33	3.3	100.0	
Missing	System	964	96.7		
Total		997	100.0		

Perasaan Cemas dan Berat

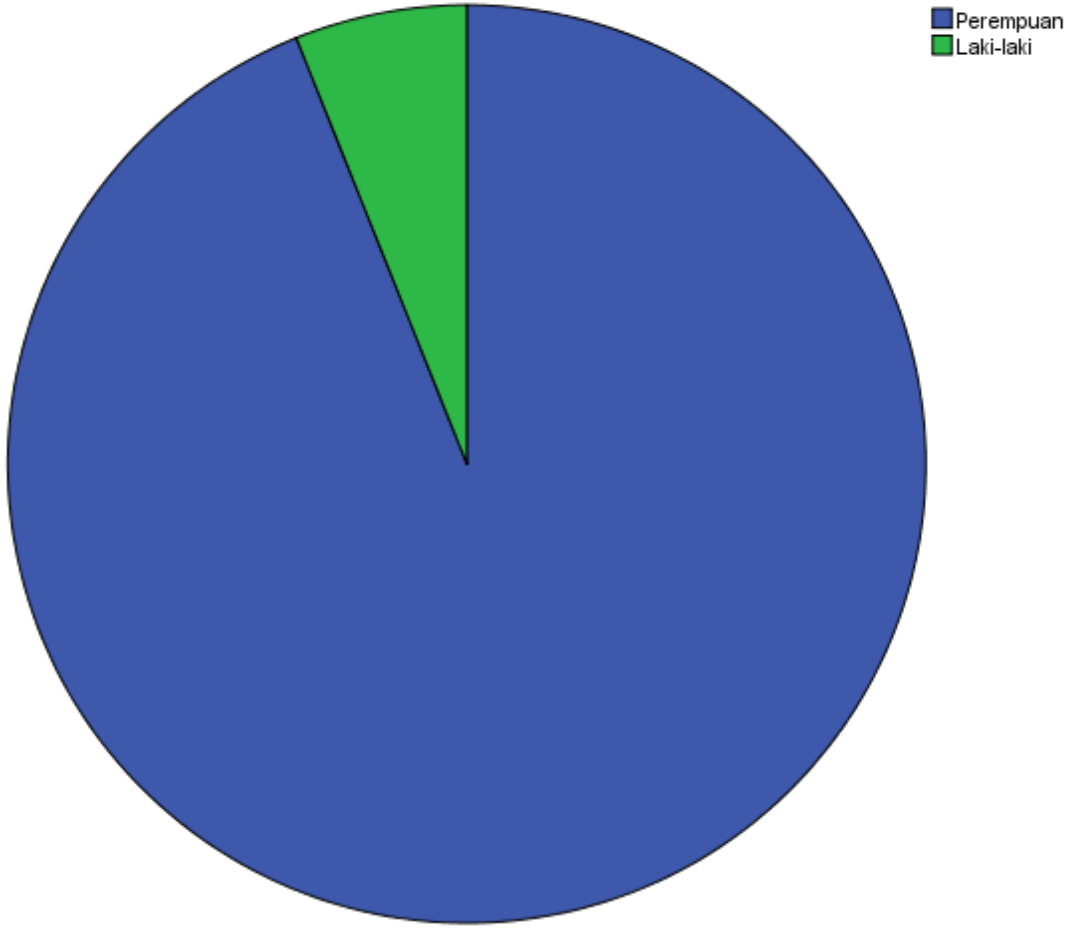
		Frequency	Percent	Valid Percent	Cumulative Percent
Valid	Merasa berat dan cemas	25	2.5	75.8	75.8
	Tidak merasa berat dan cemas	8	.8	24.2	100.0
	Total	33	3.3	100.0	
Missing	System	964	96.7		
Total		997	100.0		

Pie Chart

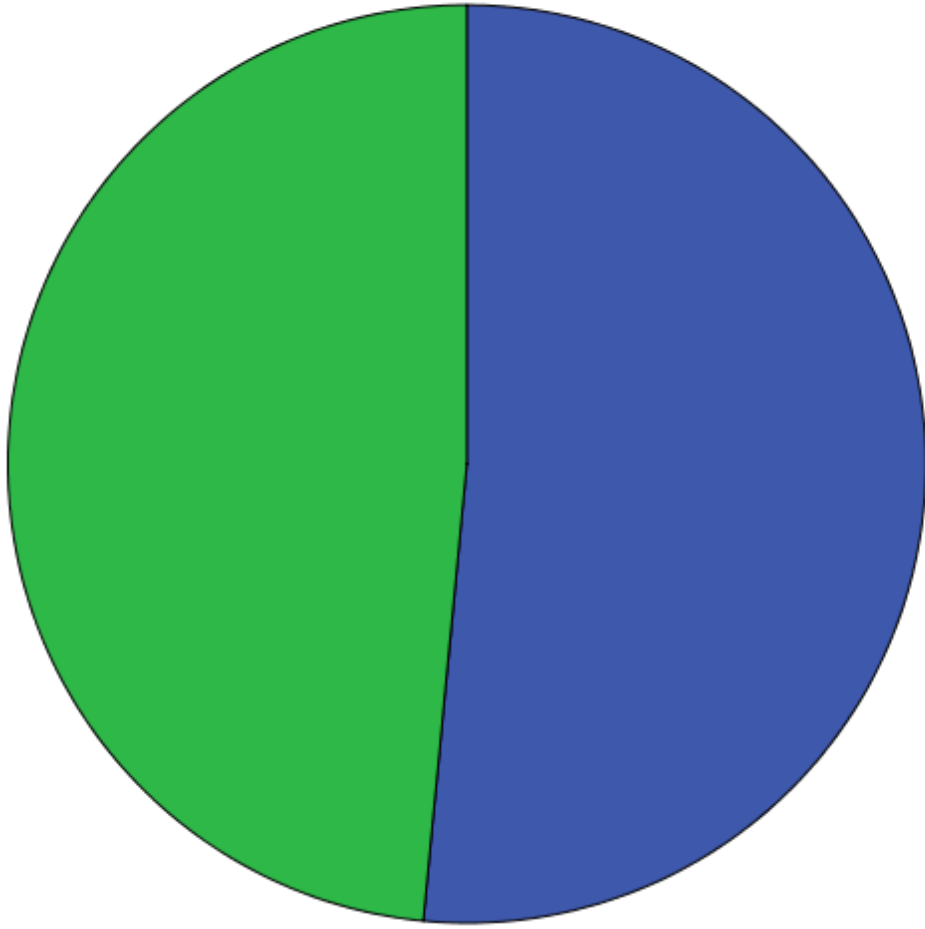
Usia Responden



Jenis Kelamin Responden

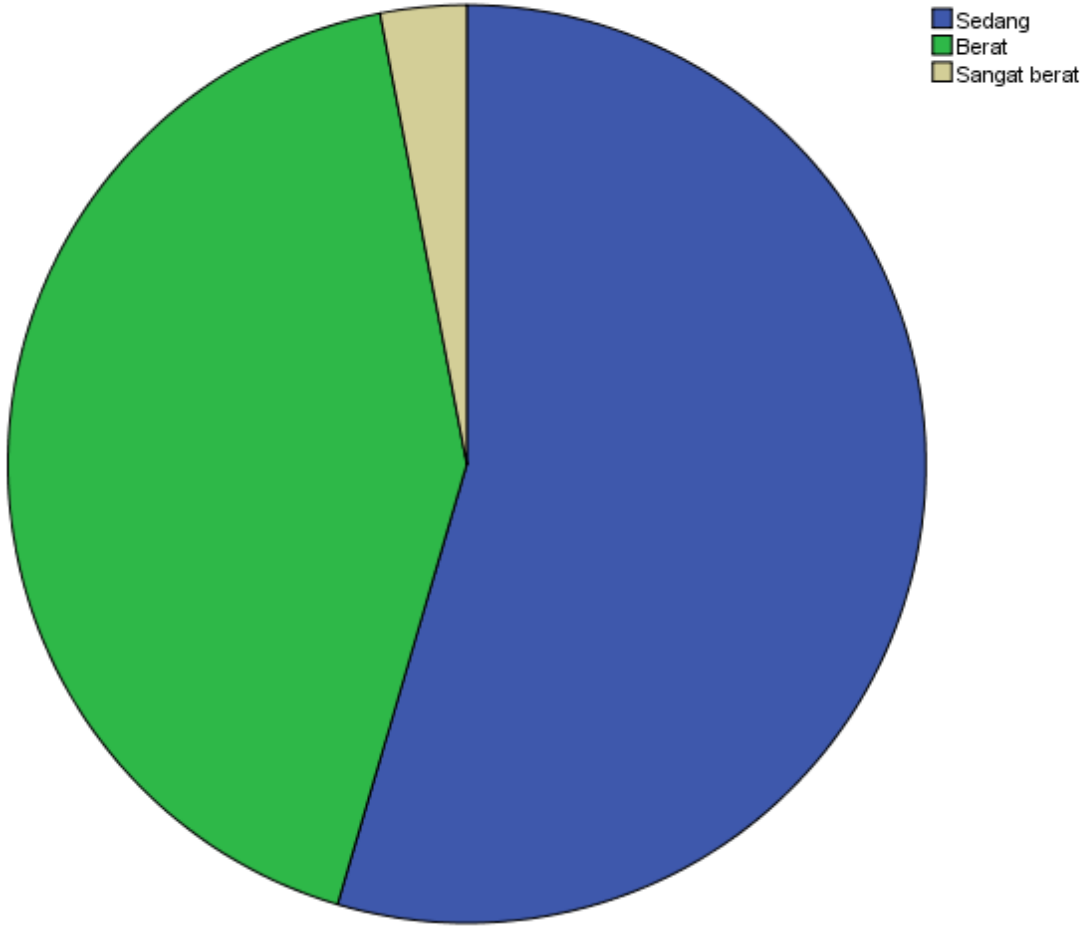


Sekolah Asal



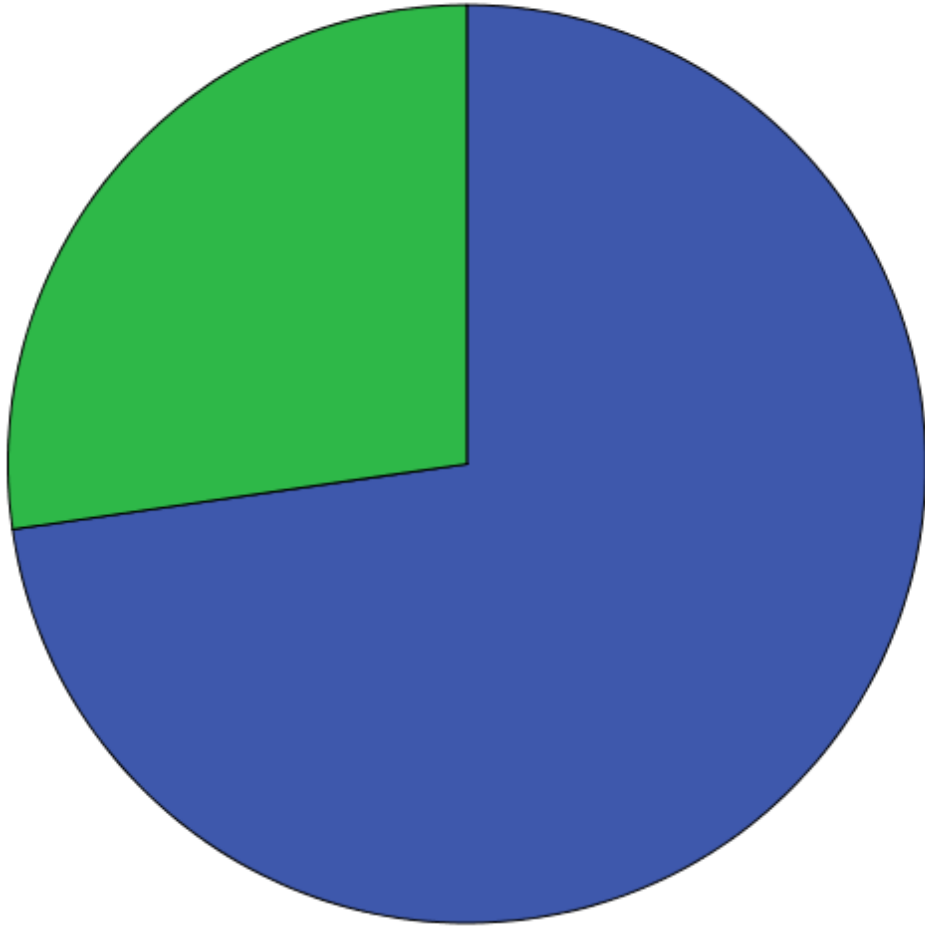
- SMA
- SMK Kesehatan

Tingkat Kesulitan Materi dan Praktik

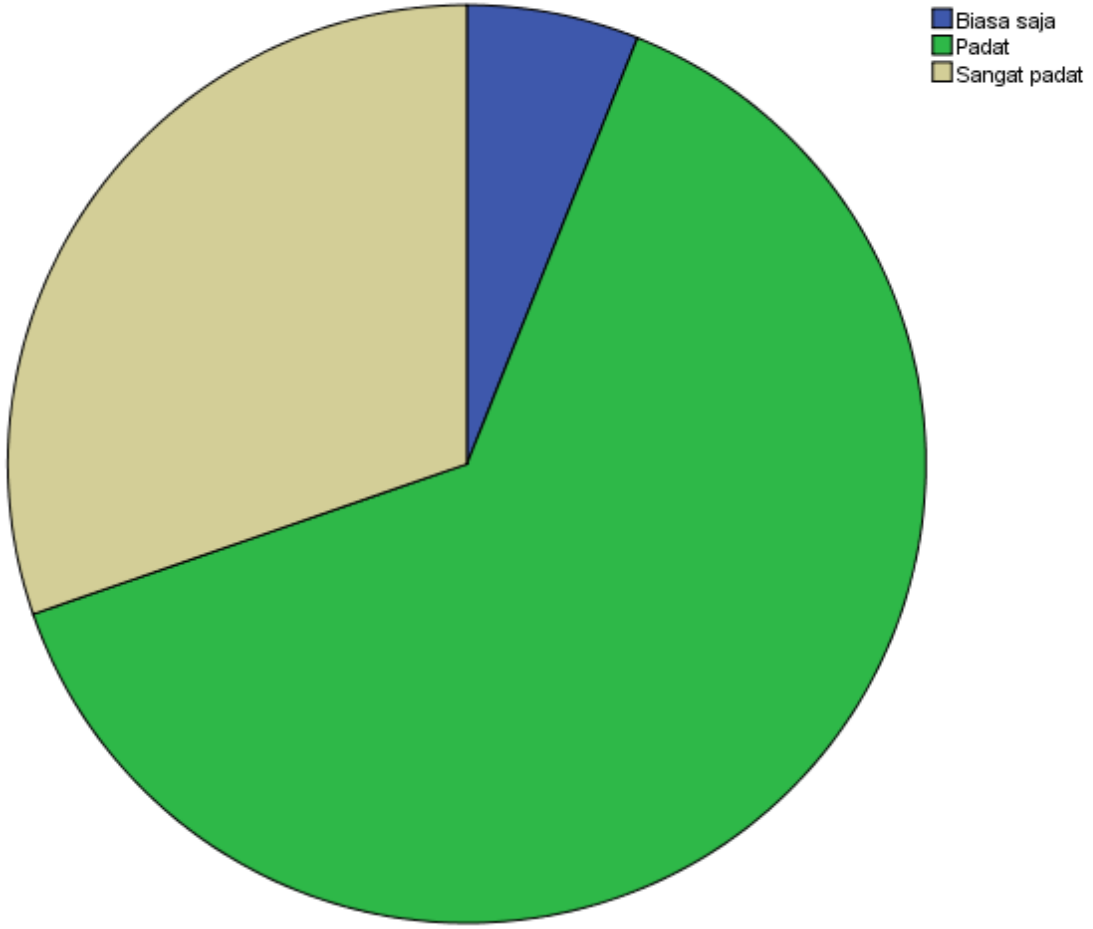


Kesesuaian Ekspektasi

- Sesuai ekspektasi
- Tidak sesuai ekspektasi

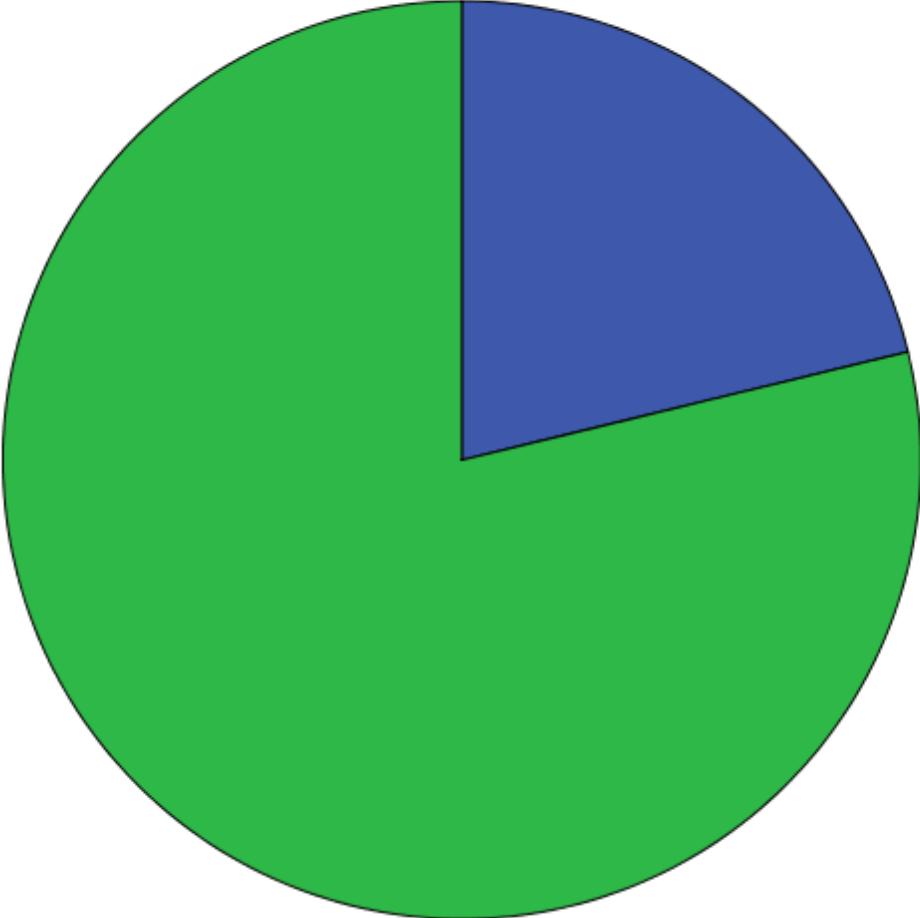


Kepadatan Jadwal Kuliah



Keinginan Pindah

- Ya
- Tidak



Perasaan Cemas dan Berat

